

Decoplast Wood Grain Effect Finish and Texture

Available in 7 Standard and a Wide Variety of Custom Colors



FEATURES	BENEFITS
Ready-Mixed	Ready to use on site; no additional additives needed
100% Acrylic Polymer Technology	Excellent adhesion
Water-Based	Safe, non-toxic; cleans up with water
Vapor permeable	Allows substrate to breathe naturally
Wood Grain Look	The look and feel of natural wood grain
Super Insulated and Lightweight	When combined with Decoplast Ci incredibly energy efficient and lightweight
7 Popular Standard Colors	Also available in custom colors

SURFACE PREPARATION

All surfaces must be fully cured, structurally sound and free of weak or damaged surface conditions such as laitance or spalls. Surfaces must be clean, dry, frost-free, and free of any bond-inhibiting materials such as dust, dirt, oil, form release, algae, mildew, salts, efflorescence, or any other surface contamination.

MIXING

Mix with a clean, rust-free electric drill and paddle to a uniform consistency. Close container when not in use. Clean tools with water immediately after use.

APPLICATION

Apply only in well-ventilated areas to structurally sound, clean, dry, properly prepared frost-free surfaces.

IMPORTANT! Always construct a mock-up under actual conditions to verify proper surface preparation, number of coats required, and approval of finished look by the appropriate authority.

Products

Step 1—Deco XS Smooth—An integrally colored ready to use sandable leveling coat for use over Decoplast Base Coat and is specifically formulated to reduce and eliminate trowel lines and minor imperfections.

Step 2—DecoGlaze—A ready mixed, acrylic interior or exterior wall glaze that produces beautiful aesthetics with varying degrees of modeling, coloration, and staining.

Decoplast Wood Grain Finish is a two step process and finishing technique that utilizes Deco XS Smooth as a colored base and DecoGlaze as a wood grain effect. Combined they produce an incredibly realistic wood grain effect and texture.



Coverage

Coverages vary depending on application technique and surface conditions and substrate.

Deco XS Smooth - Applied in 1 coat

650 - 800 ft² (60 -74 m²) / pail

5 gal pail (19L) 60lbs / 27kg lbs / pail

DecoGlaze—Applied in 2 separate coats

850 -1000 ft² (74 -92 m²) / coat / pail

5 gal pail (19L) 40 lbs / 18 kg per pail

Shelf Life

24 months, if properly sealed and stored.

Storage

Store off the ground in a cool/dry area. Protect from extreme heat [90°F (32°C)], moisture and direct sunlight.

Decoplast Wood Grain Effect Finish and Texture

7 Standard Colors



APPLICATION CONTINUED

Recommended Tools and Equipment

Hawk, margin trowel, large and small stainless steel trowel, Hot Knife, level, low speed paddle mixer, 1/4" nap roller, 1 1/2, 2 and 4" paint brushes, wood grain tool, sanding sponge or 100 grit sanding paper.

Products

1. **Deco XS Smooth**—An integrally colored ready to use sandable leveling coat for use over Decoplast Base Coat and specifically formulated to reduce and eliminate trowel lines and minor imperfections.
2. **DecoGlaze**—A ready mixed, acrylic interior or exterior wall glaze that produces beautiful aesthetics with varying degrees of modeling, coloration, and staining.
3. **Decoplast Standard Fiberglass Reinforcing Mesh**
4. **Decoplast Base Coat**

Aesthetic V Groove

1. Using a level mark the EPS board with horizontal lines to appropriate designed plank width.
2. Use the hot knife to cut the V groove horizontally in the EPS. Making sure to maintain a minimum 3/4" EPS board thickness at the back of the aesthetic groove.

Base Coat and Reinforcing Fabric

1. Apply with a stainless steel trowel to an approximate thickness of 1/8" (3 mm). Work horizontally or vertically in strips of 40" (1 m) and immediately embed Decoplast Reinforcing Mesh in wet base coat by troweling from the center to the edges of the mesh. Avoid wrinkles in the mesh and smooth the base coat to eliminate trowel marks.
2. Minimum recommended dry thickness of the reinforced base coat is 1/16" (1.6 mm). Reapply additional base coat if necessary to achieve minimum thickness as soon as the first application is dry. Embedded mesh in base coat should not be visible.
3. Allow base coat to dry for a minimum of 24 hours.

Wood Grain Finish Coat Application

1. Thoroughly mix the Deco XS Smooth leveling coat and DecoGlaze with a mixer prior to use to a homogeneous consistency.
2. Additives are not permitted. However, clean potable water may be added to adjust workability.
3. Close container when not in use.

HEALTH AND SAFETY

Health Precaution

Decoplast wood grain products are water-based. As with any chemical construction product, exercise care when handling.

WARNING!

Causes eye and skin irritation.

Safety Precaution

Wash hands thoroughly after handling. Wear protective gloves/protective clothing/eye protection/face protection.

First Aid:

EYE CONTACT: Immediately flush eyes with plenty of water for at least 15 to 20 minutes. Ensure adequate flushing of the eyes by separating the eye lids with fingers. Get immediate medical attention.

SKIN CONTACT: Immediately wash skin with plenty of soap and water for at least 15 to 20 minutes, while removing contaminated clothing and shoes. Get medical attention if irritation develops or persists.

INHALATION: If inhaled, remove to fresh air. If not breathing give artificial respiration or give oxygen by trained personnel. Seek medical attention immediately.

INGESTION: If swallowed, do NOT induce vomiting. Call a physician or a poison control center immediately. Never give anything by mouth to an unconscious person.

Spills

Contain and clean with appropriate absorbent materials.

Disposal

Dispose of in accordance with local, state or federal regulations.

Warning

KEEP CONTAINER CLOSED WHEN NOT IN USE. KEEP OUT OF THE REACH OF CHILDREN. NOT FOR INTERNAL CONSUMPTION. FOR INDUSTRIAL USE ONLY. Consult the Safety Data Sheet (SDS) for further health and safety information.

LIMITED WARRANTY

This product is subject to a written limited warranty. Refer to Decoplast Specifications for more complete information on proper use and handling of this product.



697 Oakwood Avenue, West Hartford, CT 06110
voice: 860.761.2830 fax: 860.761.2831
www.decoplast.com

This product is intended for use by qualified professional contractors. All information conforms to the standard detail recommendations and specifications for the installation of Decoplast systems and is presented in good faith as of the date of publication of this document. GREENMAKER INDUSTRIES ASSUMES NO LIABILITY, EXPRESSED OR IMPLIED, AS TO THE WORKMANSHIP, ENGINEERING OR ARCHITECTURE OF ANY PROJECT. For more information regarding this product or additional Decoplast products, please contact a Decoplast Representative at (860) 761-2830 or visit our website www.Decoplast.com.



Decoplast Wood Grain Effect Finish and Texture

7 Standard Colors

APPLICATION CONTINUED

Application Preparation

1. Installation Ambient Air Temperature: Minimum of 40°F (4°C) and rising and remain so for 24 hours thereafter.
2. Substrate Temperature: Do not apply materials to substrates whose temperature are below 40°F (4C) or contain frost or ice.
3. If needed, lightly sand the base coat with 100 grit sand paper or similar to remove any high spots and make sure to clean the surface with a brush when done.

Application Wood Grain Texture

Step 1

1. Apply a tight coat of Decoplast XS Smooth with a stainless steel trowel to a uniform thickness.
2. Detail the aesthetic groove or laps with a paint brush.
3. Use horizontal strokes to create imperfections that will look like and run like wood.
4. Allow the Decoplast XS Smooth to dry completely. Depending on conditions 3—24 hours.
5. Sand lightly with 100 grit sand paper.

Step 2

1. Apply a tight coat of DecoGlaze with a brush running horizontally with the grain of the wood texture and let it set.
2. Apply a second coat of Decoglaz and immediately drag the wood grain texture tool along the length in a rocking motion lightly to create the desired woodgrain effect.

Greenmaker Industries warrants this product to be free from manufacturing defects and to meet the technical properties on the current Product Bulletin, if used as directed within shelf life. Satisfactory results depend not only on quality products but also upon many factors beyond our control. Greenmaker Industries MAKES NO OTHER WARRANTY OR GUARANTEE, EXPRESS OR IMPLIED, INCLUDING WARRANTIES OF MERCHANTABILITY OR FITNESS FOR A PARTICULAR PURPOSE WITH RESPECT TO ITS PRODUCTS. The sole and exclusive remedy of Purchaser for any claim concerning this product, including but not limited to, claims alleging breach of warranty, negligence, strict liability or otherwise, is shipment to purchaser of product equal to the amount of product that fails to meet this warranty or refund of the original purchase price of product that fails to meet this warranty, at the sole option of Greenmaker Industries. In the absence of an extended warranty issued by Greenmaker Industries, any claims concerning this product must be received in writing within one (1) year from the date of shipment and any claims not presented within that period are waived by Purchaser. Greenmaker Industries WILL NOT BE RESPONSIBLE FOR ANY SPECIAL, INCIDENTAL, CONSEQUENTIAL (INCLUDING LOST PROFITS) OR PUNITIVE DAMAGES OF ANY KIND.

Purchaser must determine the suitability of the products for the intended use and assumes all risks and liabilities in connection therewith. This information and all further technical advice are based on Greenmaker's present knowledge and experience. However, Greenmaker Industries assumes no liability for providing such information and advice including the extent to which such information and advice may relate to existing third party intellectual property rights, especially patent rights, nor shall any legal relationship be created by or arise from the provision of such information and advice. GMI reserves the right to make any changes according to technological progress or further developments. The Purchaser of the Product(s) must test the product(s) for suitability for the intended application and purpose before proceeding with a full application of the product(s). Performance of the product described herein should be verified by testing and carried out by qualified experts.




697 Oakwood Avenue, West Hartford, CT 06110
voice: 860.761.2830 fax: 860.761.2831
www.decoplast.com

Decoplast Wood Grain Effect Finish and Texture
7 Standard Colors / Custom Colors Available




Wood Grain Effect Standard Color Selector




BURNT UMBER




CASTLE GRAY




CINNABAR




GRAPHITE



IPE



TUDOR BROWN



WARM SIENNA

Acrylic Finishes applied to create
the look of Wood Grain



697 Oakwood Avenue, West Hartford, CT 06110
voice: 860.761.2830 fax: 860.761.2831
www.decoplast.com